

Glass Fitting



KEND®
The Italian Art of Lock Systems



KENARI DJAJA
SINCE 1965
We provide more than security

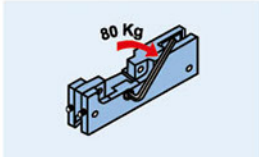
www.kenaridjaja.com

To Guarantee maximum security and quality KEND product have passed various test.

The results of some tests as follows :

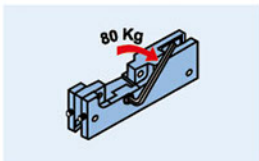
Test 1 : Torsion Test

Testing with a force of 80 Kgs in the direction shown without damage on the fitting's thread



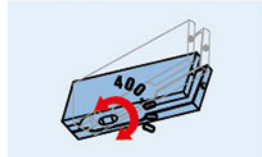
Test 1 : Torsion Test

Testing with a force of 80 Kgs in the direction shown without damage on the fitting's thread



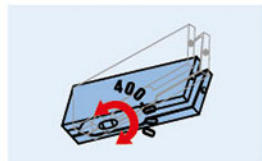
Test 2 : Patch fitting and Hinges

The patch fitting and hinges are subject to 400.000 complete open/close cycle of operation without changing in the smooth operation.



Test 2 : Patch fitting and Hinges

The patch fitting and hinges are subject to 400.000 complete open/close cycle of operation without changing in the smooth operation.



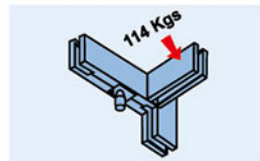
Test 3 : Horizontal Load on Fin Fittings

Testing with a force of 114 Kgs for 5 minutes without damage or changing in its function.




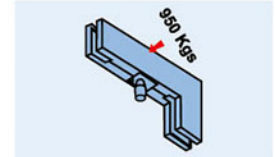
Test 3 : Horizontal Load on Fin Fittings

Testing with a force of 114 Kgs for 5 minutes without damage or changing in its function.



Test 4 : Horizontal Load on Patch Fittings

Testing with a force of 950 Kgs for 5 minutes without damage or changing in its function.



Patch Fitting and hinge life cycle test for no.2



Patch Fitting and transfer test for no. 1.3.4.6 and 7.



It is a Projected Use to Test Accuracy Dimension and Tolerance as well.



Lock Mechanism Life Cycle test for no. 5.

General Terms

Glass Thickness : 12mm (tempered glass)

Please inform us in advance for special finish or different glass thickness on certain items which have left or right hand specification. Please specify the direction of opening door, left or right hand.

Description of Product Code :

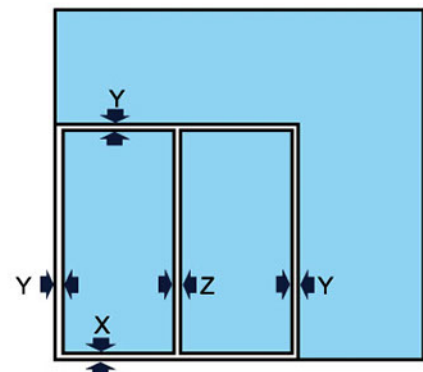
- A = For Single Action Door
- C = For CISA Floor Hinge (serie 602) only
- D = For Dorma Floor Hinge (BTS) or KEND (serie 095)
- DIA = For Diamond Floor Hinge only
- LH = Left Hand
- RH = Right Hand

Note : Please contact us if there is any question for other alternatives.

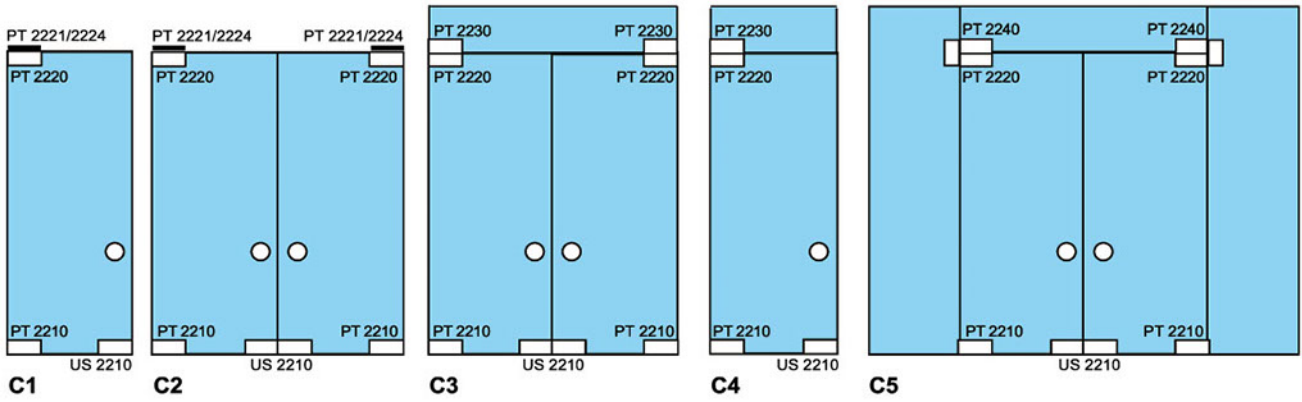
Use Tempered Glass For Safety

Recommended Spacing

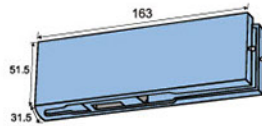

- X = 2 - 4mm
- Y = 7 - 10mm
- Z = 3 - 5mm



Kend Patch Fitting for Swing Door




Bottom Patch Fitting PT 2210



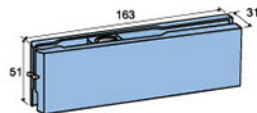
1. PT 2210/D for Dorma Floor Hinge (BTS), KEND Floor Hinge & ATENA Floor Hinge
2. PT 2210/C for CISA Floor Hinge (serie 602)

Finish :

- Polished Stainless Steel (US32)




Top Patch Fitting PT 2220

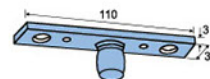
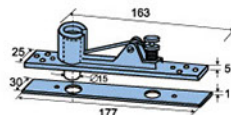


Finish :

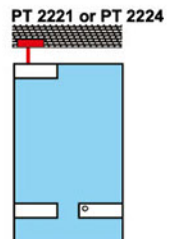
- Polished Stainless Steel (US32)



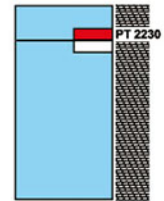
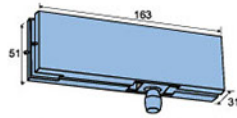
Top Pin



- PT 2221 Adjustable Top PIN on hollow material for PT 2220
- PT 2224 Fixed Top Pin on massive material for PT 2220



Overpanel Pivot Patch Fitting PT 2230



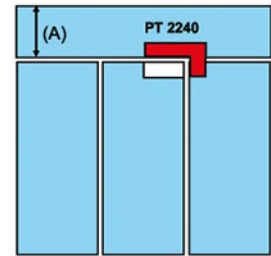
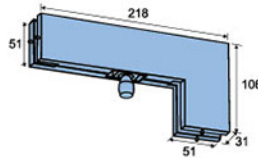
Finish :

- Polished Stainless Steel (US32)

PT 2230 Overpanel Pivot Patch Fitting
PT 2234 or PT 2235 to be ordered separately

***Note:** These sizes are based on a 3mm clearance between the over panel and the vertical Wall / Mullion. Therefore, if overpanel is to fix into a recessed or wall mounted channel, then these sizes must be adjusted to suit.

Over Panel PT 2240

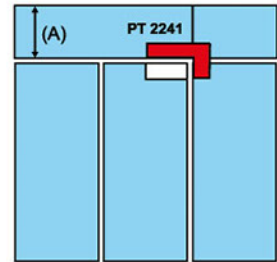
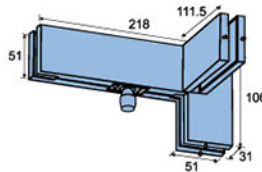


Finish :

- Polished Stainless Steel (US32)

PT 2240 Overpanel to Sidepanel Pivot Patch Fitting
Overpanel height (A) less than 500mm used PT 2240

Over Panel PT 2241

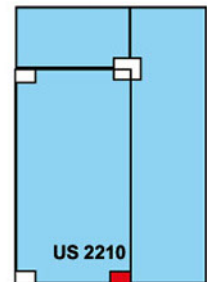
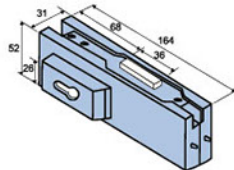


Finish :

- Polished Stainless Steel (US32)

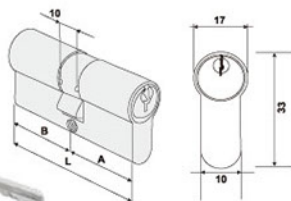
PT 2241
Overpanel to Sidepanel Pivot Patch Fitting including Fin Fitting
This drawing is inside view and the Fin Fitting is inside position
The illustration shows RH (Right Hand) version
Overpanel height (A) more than 50mm used PT 2241

Bottom or Top Patch Lock Fitting US2210



US 2210 Bottom or Top Patch Lock Fitting with 20mm Bolt Throw and Security Profile Escutcheon
KEND Cylinder 08610-07 to be ordered separately

Cylinder 08610 - 07



OPERATION

360° key relation when key is inserted and rotated on one side, opposite side is not operative

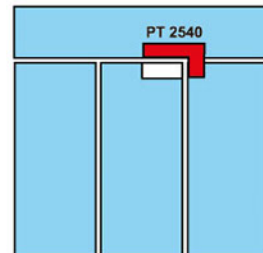
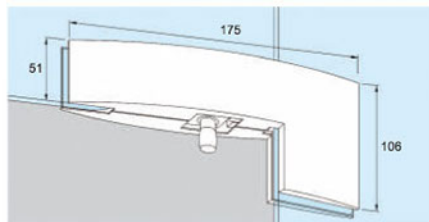
- | | |
|---------------------------|---------------------------------|
| Body : Brass | Key : Three |
| Plugs : Brass | Finish : • US14 (Nickel Plated) |
| Pins : Bronze | • BRS (Brass Unpolished) |
| Springs : Phosphor Bronze | • US3 (Polished Brass) |

Type	A	B	L
08610 - 07	24,5	24,5	59

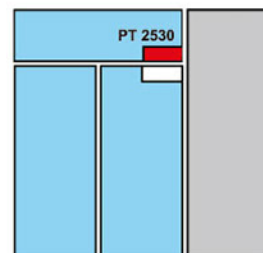
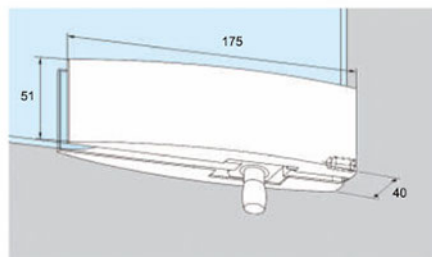
08610 - 07 KEND Cylinder for : ● US 2210 ● US 7510 ● US 7550
● US 2200 ● US 7520



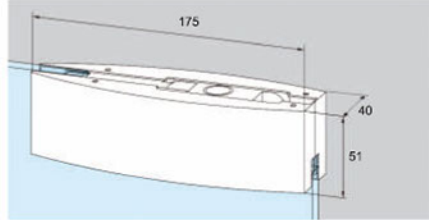
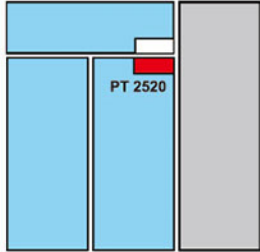
Top Patch Fitting PT 2540



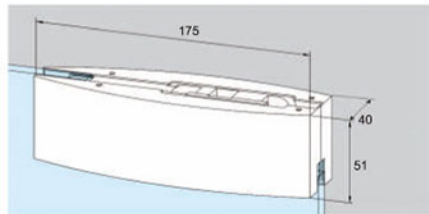
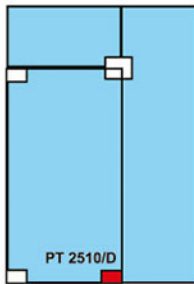
Top Patch Fitting PT 2530



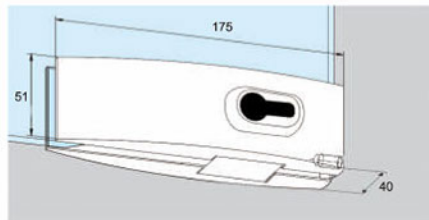
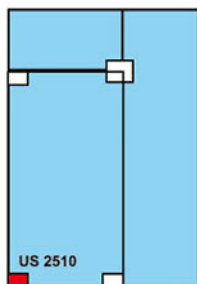
Top Pivot PT 2520



Bottom Patch Fitting PT 2510/D



Patch Lock US 2510



Minimize Your Structure Maximize Your View

Spider Fitting adalah generasi baru peralatan penjepit kaca berbahan Stainless Steel.

Diciptakan dengan mengikuti perkembangan desain arsitektur modern, Spider Fitting dapat dipasang dengan mudah, cepat dan fleksibel. Dapat diaplikasikan pada eksterior maupun interior bangunan.



KEND SPIDER FITTING application in all styles of modern architecture, residential areas, museum and in lots of prestigious projects asking for elegance and practical life-style and where transparency is the main concern.

By using this modern System, it builds a perfect combination with the surrounding environment and create an extraordinary atmosphere with the landscape in which the construction has been designed for. This new generation of facade Glass Fitting produces the highest advantage of the innovative glass technology, thus giving the best guaranty for the maximum protection against noise, environmental pollution and temperature peaks.

Glass used for construction should be heat-treated (tempered) and its form and thickness should be confirmed by **KENARI DJAJA** according to the design. The tempered glass used for construction should have no error.

The thickness of the tempered glass is available three choices which are 12 mm, 15 mm and 19mm.

Routel Decoration Banister Series

RTL - 01


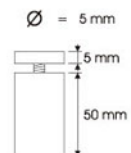


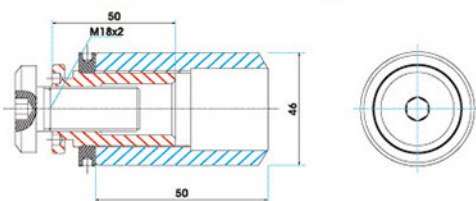
Figure of Single Glass Hole-digging



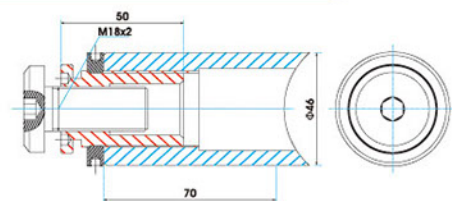
L- 50 A

Connector

CNT-01 Ø46 FLAT

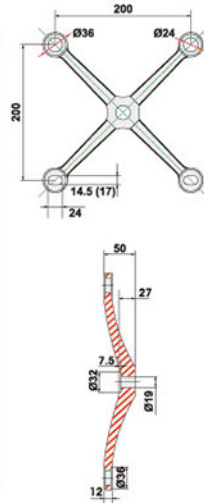


CNT-01A Ø46 PIPA

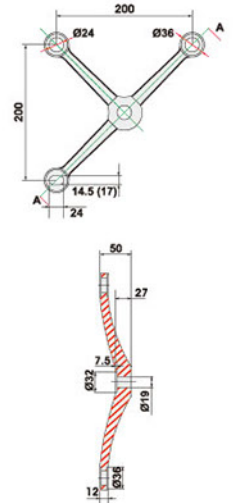


200 Series Spider (Square With Arc Type)
Material : Stainless Steel SUS 316

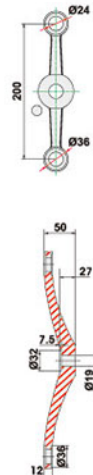
SP - 2004



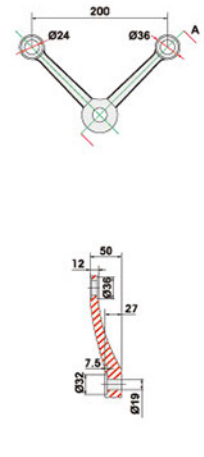

SP - 2003



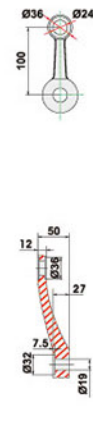
SP - 2002



SP-2002-J



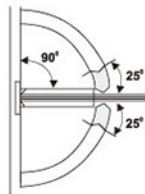
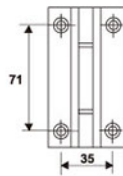
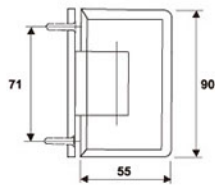
SP - 2001



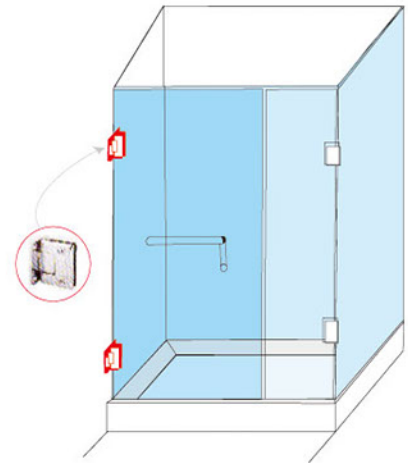
SP-2001-J



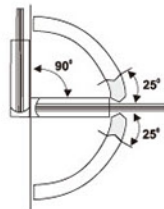
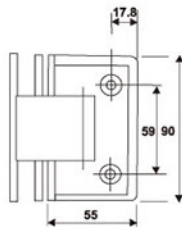
KEND E 571-90° - Glass to Wall Hinge 90°



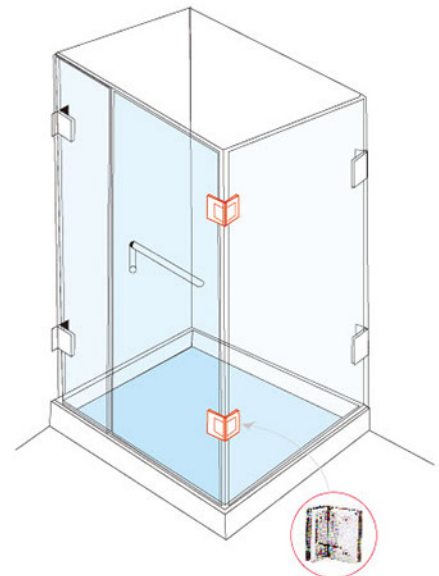
Double action spring return direction from 25° in each direction



KEND E 572-90° - Glass to Glass Hinge 90°



Double action spring return direction from 25° in each direction

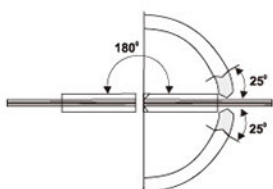
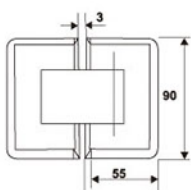


KEND E 572-180° - Glass to Glass Hinge 180°

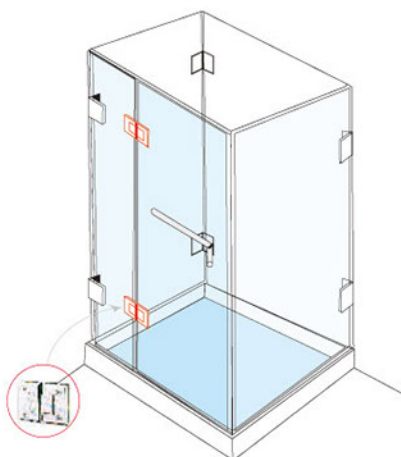


Specification

- Double action glass hinge
- For used on 8mm, 10mm and 12mm glass thickness
- Maximum door width 800mm
- Maximum door weight 50 kg
- The door will be closed automatically when being closed to about 25°
- Times Fatigue : Above 100,000 times
- Material : Solid Brass
- Finish : Polished Chrome (US26)



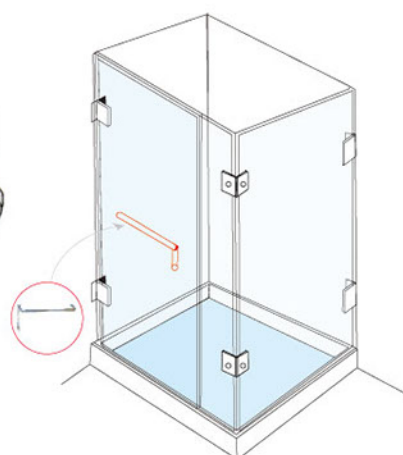
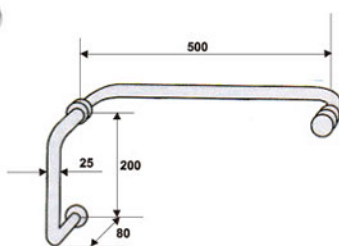
Double action spring return direction from 25° in each direction



Glass Handle GHD 0007 I



Material : Stainless Steel
Finish : Polished Stainless Steel (US32)



Our Showroom :

• Graha Mas Kebon Jeruk, Blok C5-6 Jl. Raya Perjuangan No. 1
Telp : (021) 536 3506

• Jl. Pinangsia Raya 16 B-C
Telp : (021) 690 5280

• Jl. RS. Fatmawati 72/14-15
Cipete (Blok A)
Telp : (021) 720 0630

• Kenari Baru Lt.2 Blok D 1-2
Telp : (021) 391 4370

• Plaza Kenari Mas, GF Blok C
Telp : (021) 3984 2790

• Plaza Kelapa Gading (Komp. Ruko Inkopal Blok B no. 5-6)
Telp : (021) 4585 1069

• Summarecon Mal Serpong, Lt.2/09B
Telp : (021) 547 4488

Bandung :
 Jl. Kebon Kawung no. 64 A-B
Telp : (022) 426 6388

Semarang :
 Jl. Agus Salim, Komplek THD Blok C/8
Telp : (024) 356 4254/55

Jogjakarta :
 Jl. Magelang KM 1 No.67 Kav. C Kricak, Tegalrejo
Telp : (0274) 562 312

Denpasar :
 Jl. Teuku Umar Barat (Marlboro) No.55
Telp : (0361) 490 678

Makassar :
 Jl. Sulawesi No.201
Telp : (0411) 361 0030

Distributor Resmi :

Surabaya :

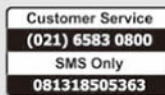
- PT. Andhipaputra Rekeyasa, Jl. Embong Sawo No. 2 Kav. 8-9
Telp : (031) 548 0808, Fax : (031) 548 1818
- ROOMS, Jl. Kedungdoro No. 58 Surabaya
Telp : (031) 531 2000, Fax : (031) 546 3888

Denpasar :

PT. Adika Jaya Dewata, Jl. Teuku Umar No. 200
Telp : (0361) 264 410, Fax : (0361) 246 939

Lombok :

Athaya Woods
Telp : (0370) 630 999



www.kenaridjaja.com

follow : @kenaridjaja

kenari djaja

@kenaridjaja