



Salice Paolo

NEWS 2021

Timeless

CELSIA

Riccardo Arbizzoni



Finitura / Finish: BG



CELSIA



Il timeless nella sua accezione più contemporanea.
La presa sottile ed elegante rende Celsia un complemento discreto e versatile che, a seconda della finitura scelta, abbraccia dal Classico leggero fino al Country e persino Industrial.

*The Timeless series most contemporary expression.
Celsia aims to combine soft Classic, Country and even Industrial style thanks to its sleek design and thin grip.
This feature allows it to convey a certain versatility as a furnishing complement.*

4840

| 50 |



| 50 |

| 50 |



| 140 |

**TRACE ME CODE**


Sull'etichetta di ogni confezione è riportato il codice **Trace Me Code** che consente di verificarne online l'autenticità.

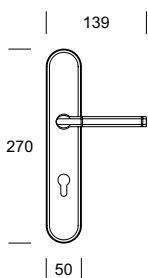
Every Salice Paolo product is designed, made and finished in Italy with high quality standards.



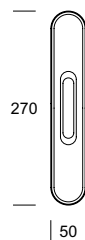
CELSIA



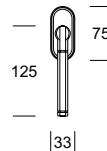
4841 



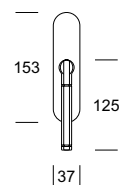
2902S



4843BIS



4842





CELSIA
Riccardo Arbizzoni
Finitura / *Finish*: BG

SVEVA

Studio Salice Paolo







SVEVA



Nella collezione Sveva si ritrova la grazia degli oggetti finemente lavorati abbinata alla pulizia di placche e rosette dal disegno semplice.

Questo delicato mix permette alla maniglia di risaltare sulla porta come un elemento prezioso.

Finely refined lines, smooth roses or plates and a graceful design: these are aspects that exemplify the Sveva collection. This mix allows the handle to be elevated on the door as precious aesthetic element.

2025 

| 50 |



| 50 |

| 50 |

— 78



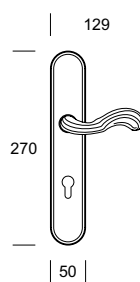
| 129 |



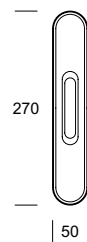
SVEVA



2026



2902S

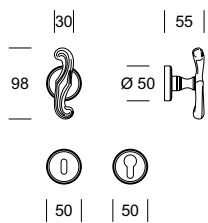




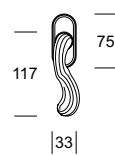
SVEVA



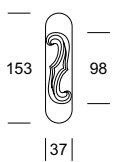
2029



2028



2027





SVEVA
Pomolo / Door knob
Finitura / Finish: NL



FRESIA
Maniglione / Pull handle
Finitura / Finish: OCL





FRESIA



La linea best seller Fresia si arricchisce del maniglione più grande della gamma Timeless, con interasse da 80 cm o a richiesta.

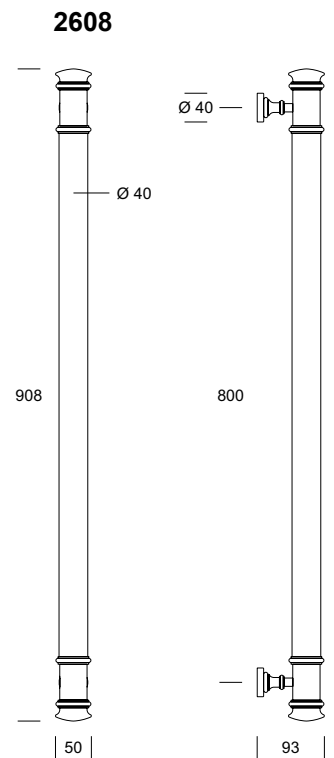
La maniglia a incasso Doria, a destra, è un accessorio coordinato con tutti i prodotti a catalogo, disponibile in tutte le combinazioni e per ogni serratura.

The popular Fresia line has been enriched by the largest pull handle in the Timeless range: coming with a standard 80 cm center to center size or customized upon request.

The Doria flush handle, on the right, is an accessory designed for all products in the catalogue. It's available in all combinations and for every lock type.



Lunghezza su richiesta
Custom measure on request



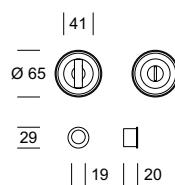


DORIA

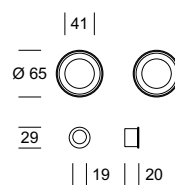


Fresatura maniglia incasso
Milling of fitted handle

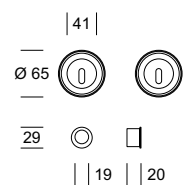
2915SWC



2915S



2915SCF



UN MONDO CLASSICO CHE SI EVOLVE AN EVOLVING WORLD OF CLASSIC STYLE

Dal 1937 Salice Paolo propone una gamma completa di elementi ed accessori in grado di arredare un ambiente in modo completo e di rispondere a tutte le esigenze pratiche ed estetiche dei suoi clienti.

Since 1937 Salice Paolo offers a complete range of elements and accessories to fully furnish any environment and respond to customers' practical and aesthetic needs.



Tutta la gamma è realizzata in Ottone
The full range is made only in brass



Controllo su ogni pezzo in tutte le fasi di finitura
One by one check in each finishing process



Molla di ritorno
Return spring



Tutti i trattamenti a bagno oro (tutti a 24 Carati) e a bagno argento sono processi certificati da Salice Paolo.
Gold plated (all 24k) and silver plated treatments are all procedures certified by Salice Paolo.

FINITURE TIMELESS / TIMELESS FINISHES



NL



OL



BG



ETR



OCL



OCS



CR

salicepaolo.it



Porte / Doors: Bragotto e Urbinati - bragottoeurbinati.it

SALICE PAOLO srl - Via Domea, 45 - 22063 Cantù (CO) Italy T +39 031 714520 info@salicepaolo.it Creative direction: Davide Diliberto